









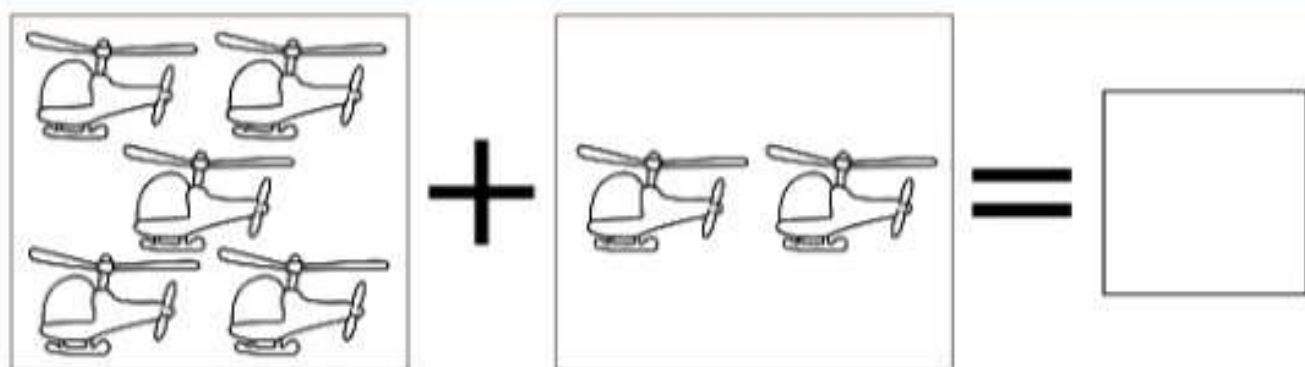



SCHEDE PER SVILUPPARE L'INTELLIGENZA NUMERICA






- Conta, sottrai e scrivi il risultato nel riquadro di destra.

	-		=	<input data-bbox="1233 504 1437 705" type="text"/>
	-		=	<input data-bbox="1233 913 1437 1115" type="text"/>
	-		=	<input data-bbox="1233 1323 1437 1525" type="text"/>
	-		=	<input data-bbox="1233 1733 1437 1935" type="text"/>

- Conta, somma e scrivi il risultato nel riquadro di destra.



- Conta i punti neri e collega con una freccia il numero corrispondente.



1

7





6

4





3

RICONOSCI LE QUANTITA'

SCRIVI I NUMERI NEI QUADRATINI VUOTI



COLLEGA OGNI GRUPPO AL NUMERO ESATTO.



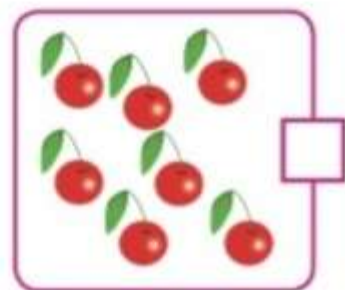
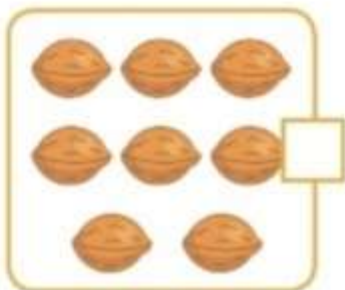

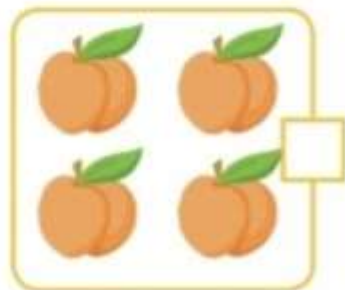
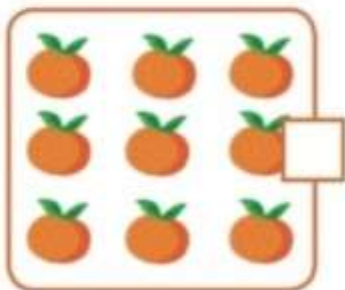

2

7

5

6

CONTA E SCRIVI IL NUMERO ESATTO.




Una storia ... matematica




Un bambino di nome Mario è molto goloso di mele. Un giorno si accorge di averle finite, così, mangiando l'ultima, prende il cestino e va nel frutteto del nonno per raccoglierne altre.

Dal primo albero raccoglie alcune mele.



Poi pensa che sono poche, così dal secondo albero ne raccoglie delle altre.



Ora il cestino è pieno. Quante mele ha raccolto



Che operazione matematica hai fatto? Scrivila.



Unisci i puntini in ordine alfabetico

